



### District Report Card: 2017


<b>State:</b> West Bengal	<b>District:</b> Jalpaiguri
<b>Class:</b> 8	<b>Subject:</b> Language
<b>Schools:</b> 50	<b>Students:</b> 944


### Participation/Coverage


#### Students

<div>GENDER</div> <div></div>	Boys				Girls			
	Number		%		Number		%	
	437		46.29		507		53.71	

<div>AREA</div> <div></div>	Rural				Urban			
	Number		%		Number		%	
	839		88.88		105		11.12	

<div>CATEGORY</div> <div></div>	SC		ST		OBC		GEN	
	Number	%	Number	%	Number	%	Number	%
	507	53.71	158	16.74	203	21.50	76	8.05

<div>CWSN</div> <div></div>	LD	VI	HI	S&LD	ID	Oth
	0	3	0	3	0	7

<div>Management</div> <div></div>	Government			Government-aided		
	Number		%	Number		%
	0		0.00	944		100.00

### Average Performance of Students in Language (%)

Overall	Gender		Area		Management		Social Group			
	Male	Female	Rural	Urban	Govt.	Aided	SC	ST	OBC	GEN
44.26	44.36	44.17	43.15	53.14	0.00	44.26	43.98	34.94	48.21	54.91

## Performance on Learning Outcomes (LOs)

Learning Outcomes	Description	Average Performance(%)
L813	Read textual/non-textual materials with comprehension and identifies the details, characters, main idea and sequence of ideas and events while reading	44.26

Range of Performance of Students who Answered Correctly							
Below 30%		30% - 50%		50% - 75%		Above 75%	
Number	%	Number	%	Number	%	Number	%
287	30.40	274	29.03	292	30.93	91	9.64

## Lowest Performing Learning Outcomes (LOs)

1 - Read textual/non-textual materials with comprehension and identifies the details, characters, main idea and sequence of ideas and events while reading (44.26)